



DMP 333

Industrial Pressure Transmitter For High Pressure

Stainless Steel Sensor

accuracy according to IEC 60770:
standard: 0.35 % FSO
option: 0.25 / 0.1 % FSO

Nominal pressure

from 0 ... 100 bar up to 0 ... 600 bar

Output signals

2-wire: 4 ... 20 mA

3-wire: 0 ... 20 mA / 0 ... 10 V

others on request

Special characteristics

- ▶ excellent long-term stability, also with high dynamic pressure loads
- ▶ insensitive to pressure peaks
- ▶ high overpressure capability

Optional versions

- ▶ IS-version
Ex ia = intrinsically safe for gases and dusts
- ▶ SIL 2 version according to IEC 61508 / IEC 61511
- ▶ customer specific versions

The pressure transmitter type DMP 333 has been especially designed for use in hydraulic applications with high static and dynamic pressure. The transmitter is characterized by an excellent long term stability, also under fast changing pressure as well as positive and negative pressure peaks.

The modular concept of the device allows to combine different stainless steel sensors and electronic modules with a variety of electrical and mechanical versions. Thus a diversity of variations is created, meeting almost all requirements in hydraulic applications.

Preferred areas of use are

Plant and machine engineering

Machine tools

Hydraulic presses

Injection moulding machine

Handling equipment

Elevated platforms

Test benches



Mobile hydraulics



DMP 333

Industrial Pressure Transmitter

Technical Data

Input pressure range						
Nominal pressure gauge ¹ / abs.	[bar]	100	160	250	400	600
Overpressure	[bar]	210	600	1000	1000	1000
Burst pressure \geq	[bar]	1000	1000	1250	1250	1800
¹ measurement starts with ambient pressure						
Output signal / Supply						
Standard	2-wire:	4 ... 20 mA / $V_S = 8 \dots 32 V_{DC}$			SIL-version: $V_S = 14 \dots 28 V_{DC}$	
Option IS-protection	2-wire:	4 ... 20 mA / $V_S = 10 \dots 28 V_{DC}$			SIL-version: $V_S = 14 \dots 28 V_{DC}$	
Options 3-wire	3-wire:	0 ... 20 mA / $V_S = 14 \dots 30 V_{DC}$ 0 ... 10 V / $V_S = 14 \dots 30 V_{DC}$				
Performance						
Accuracy ²		standard: $\leq \pm 0.35\%$ FSO option 1: $\leq \pm 0.25\%$ FSO option 2: $\leq \pm 0.1\%$ FSO				
Permissible load		current 2-wire: $R_{max} = [(V_S - V_{S min}) / 0.02 A] \Omega$ current 3-wire: $R_{max} = 240 \Omega$ voltage 3-wire: $R_{min} = 10 k\Omega$				
Influence effects		supply: 0.05 % FSO / 10 V load: 0.05 % FSO / k Ω				
Long term stability		$\leq \pm 0.1\%$ FSO / year at reference conditions				
Response time		2-wire: ≤ 10 msec 3-wire: ≤ 3 msec				
² accuracy according to IEC 60770 – limit point adjustment (non-linearity, hysteresis, repeatability)						
Thermal effects (Offset and Span)						
Tolerance band		$\leq \pm 0.75\%$ FSO				
in compensated range		0 ... 70 °C				
Permissible temperatures						
Permissible temperatures		medium: -40 ... 125 °C electronics / environment: -40 ... 85 °C storage: -40 ... 100 °C				
Electrical protection						
Short-circuit protection		permanent				
Reverse polarity protection		no damage, but also no function				
Electromagnetic compatibility		emission and immunity according to EN 61326				
Mechanical stability						
Vibration		10 g RMS (25 ... 2000 Hz) according to DIN EN 60068-2-6				
Shock		100 g / 11 msec according to DIN EN 60068-2-27				
Materials						
Pressure port		stainless steel 1.4404 (316 L)				
Housing		stainless steel 1.4404 (316 L)				
Option compact field housing		stainless steel 1.4305 (303), cable gland brass, nickel plated			others on request	
Seals (media wetted)		standard: FKM options: EPDM (for $P_N \leq 160$ bar)			others on request	
Diaphragm		stainless steel 1.4435 (316 L)				
Media wetted parts		pressure port, seals, diaphragm				
Explosion protection (only for 4 ... 20 mA / 2-wire)						
Approvals DX19-DMP 333		IBExU 10 ATEX 1068 X / IECEx IBE 12.0027X zone 0: II 1G Ex ia IIC T4 Ga zone 20: II 1D Ex ia IIIC T 85°C Da				
Safety technical maximum values		$U_i = 28 V_{DC}$, $I_i = 93$ mA, $P_i = 660$ mW, $C_i \approx 0$ nF, $L_i \approx 0$ μ H, the supply connections have an inner capacity of max. 27 nF to the housing				
Permissible temperatures for environment		in zone 0: -20 ... 60 °C with p_{atm} 0.8 bar up to 1.1 bar in zone 1 or higher: -20 ... 70 °C				
Connecting cables (by factory)		cable capacitance: signal line/shield also signal line/signal line: 160 pF/m cable inductance: signal line/shield also signal line/signal line: 1 μ H/m				

DMP 333

Industrial Pressure Transmitter

Technical Data

Miscellaneous	
Option SIL2 version ³	according to IEC 61508 / IEC 61511
Current consumption	signal output current: max. 25 mA signal output voltage: max. 7 mA
Weight	approx. 140 g
Installation position	any ⁴
Operational life	100 million load cycles
CE-conformity	EMC Directive: 2014/30/EU Pressure Equipment Directive: 2014/68/EU (module A) ⁵
ATEX Directive	2014/34/EU

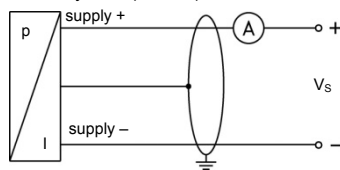
³ only for 4 ... 20 mA / 2-wire, not in combination with accuracy 0.1 %

⁴ Pressure transmitters are calibrated in a vertical position with the pressure connection down.

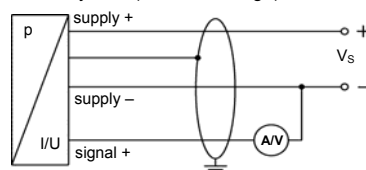
⁵ This directive is only valid for devices with maximum permissible overpressure > 200 bar

Wiring diagrams

2-wire-system (current)



3-wire-system (current / voltage)

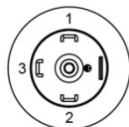
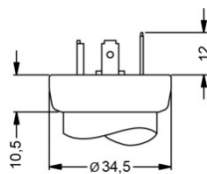


Pin configuration

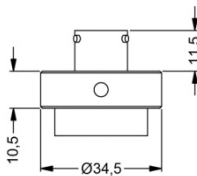
Electrical connection	ISO 4400	Binder 723 (5-pin)	M12x1/metal (4-pin)	Bayonet MIL-C-26482 (10-6)		field housing	cable colours (IEC 60757)
				2-wire	3-wire		
Supply +	1	3	1	A	A	IN +	wh (white)
Supply -	2	4	2	B	D	IN -	bn (brown)
Signal + (for 3-wire)	3	1	3	-	B	OUT +	gn (green)
Shield	ground pin	5	4	pressure port		⊥	gnye (green-yellow)

Electrical connections (dimensions in mm)

standard

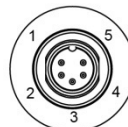
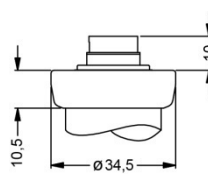


ISO 4400 (IP 65)

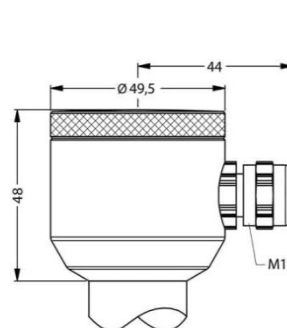


Bayonet MIL-C-26482 (10-6) (IP 67)

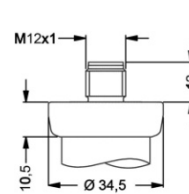
option



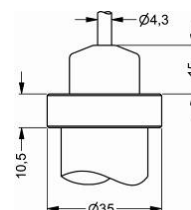
Binder Series 723 5-pin (IP 67)



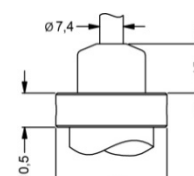
compact field housing (IP 67)



M12x1 4-pin (IP 67)



cable outlet with PVC cable (IP 67) ⁶



cable outlet, cable with ventilation tube (IP 68) ⁷

⇒ universal field housing stainless steel 1.4404 (316 L) with cable gland M20x1.5 (ordering code 880) and other versions on request

⁶ standard: 2 m PVC cable without ventilation tube (permissible temperature: -5 ... 70 °C)

⁷ different cable types and lengths available, permissible temperature depends on kind of cable

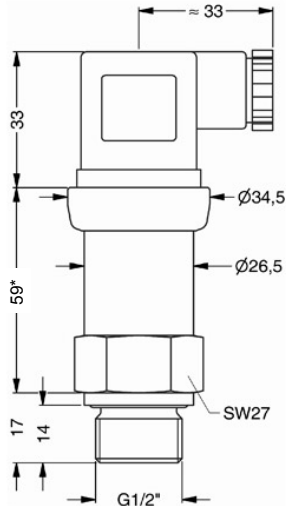
DMP 333

Industrial Pressure Transmitter

Technical Data

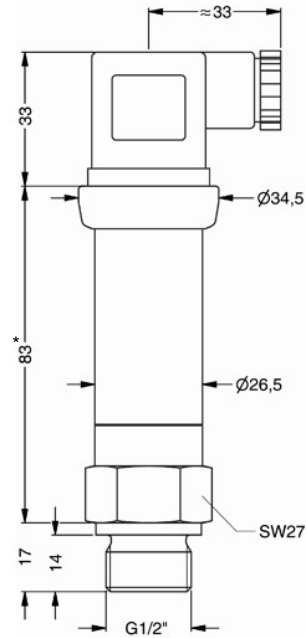
Mechanical connections (dimensions in mm)

standard for accuracy 0.35 / 0.25 %



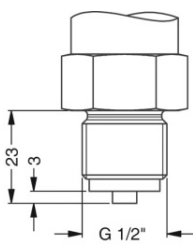
G1/2" DIN 3852
with ISO 4400

standard for accuracy 0.1 %;
SIL- and SIL-IS-version

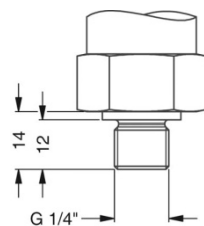


G1/2" DIN 3852
with ISO 4400

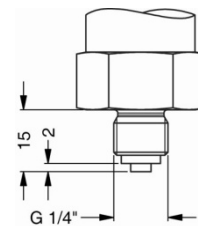
option



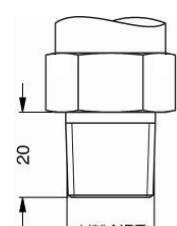
G1/2" EN 837



G1/4" DIN 3852



G1/4" EN 837



1/2" NPT

⇒ metric threads and other versions on request

* with electrical connection Bayonet MIL-C-26482 (10-6) increases the length of devices by 5 mm

© 2018 BD/SENSORS GmbH – The specifications given in this document represent the state of engineering at the time of publishing. We reserve the right to make modifications to the specifications and materials.

Ordering code DMP 333

DMP 333

--	--	--	--	--	--	--	--	--	--	--	--	--	--	--	--	--	--	--	--

Pressure										
gauge ¹	1	3	0							
absolute	1	3	1							
Input [bar]										
100	1	0	0	3						
160	1	6	0	3						
250	2	5	0	3						
400	4	0	0	3						
600	6	0	0	3						
customer	9	9	9	9						consult
Output										
4 ... 20 mA / 2-wire					1					
0 ... 20 mA / 3-wire					2					
0 ... 10 V / 3-wire					3					
Intrinsic safety 4 ... 20 mA / 2-wire					E					
SIL2 4 ... 20 mA / 2-wire					1S					
SIL2 with Intrinsic safety					ES					
4 ... 20 mA / 2-wire										
customer					9					consult
Accuracy										
standard	0.35 %				3					
option 1	0.25 %				2					
option 2	0.1 % ²				1					
customer					9					consult
Electrical connection										
Male and female plug ISO 4400					1	0	0			
Male plug Binder series 723 (5-pin)					2	0	0			
Cable outlet with PVC cable ³					T	A	0			
Cable outlet ⁴					T	R	0			
Male plug M12x1 (4-pin) / metal					M	1	0			
Bayonet MIL-C-26482 (10-6); 2 wire					B	G	0			
Bayonet MIL-C-26482 (10-6); 3 wire					B	G	4			
Compact field housing					8	5	0			
stainless steel 1.4305										
customer					9	9	9			consult
Mechanical connection										
G1/2" DIN 3852					1	0	0			
G1/2" EN 837					2	0	0			
G1/4" DIN 3852					3	0	0			
G1/4" EN 837					4	0	0			
1/2" NPT					N	0	0			
customer					9	9	9			consult
Seals										
FKM								1		
EPDM ⁵								3		
customer								9		consult
Special version										
standard								0	0	0
customer								9	9	9
										consult

¹ measurement starts with ambient pressure

² not in combination with SIL

³ standard: 2 m PVC cable without ventilation tube (permissible temperature: -5 ... 70 °C), optionally without ventilation tube

⁴ cable with ventilation tube (code TR0 = PVC cable), different cable types and lengths available, permissible temperature depends on kind of cable, price without cable

⁵ possible for nominal pressure ranges $P_N \leq 160$ bar

© 2018 BD/SENSORS GmbH - The specifications given in this document represent the state of engineering at the time of publishing. We reserve the right to make modifications to the specifications and materials.

15.03.2018